

# **On Your Mark, Get Set, Go!**

**Accelerating Adoption Matching for Florida's Waiting Children**

# PRESENTING TODAY



Thea Ramirez, MSW

Founder and CEO at  
Adoption-Share Inc.



Dr. Elizabeth Wynter

Executive Director  
Selfless Love Foundation



## WE'RE PIONEERING NEW FRONTIERS IN CHILD WELFARE.

Family-Match is bringing ground-breaking innovation to an institution that has not seen significant change for over two centuries. Using compassion-driven technology focused on the family first, families are now finding their forever match sooner and easier with our free Family-Match service.

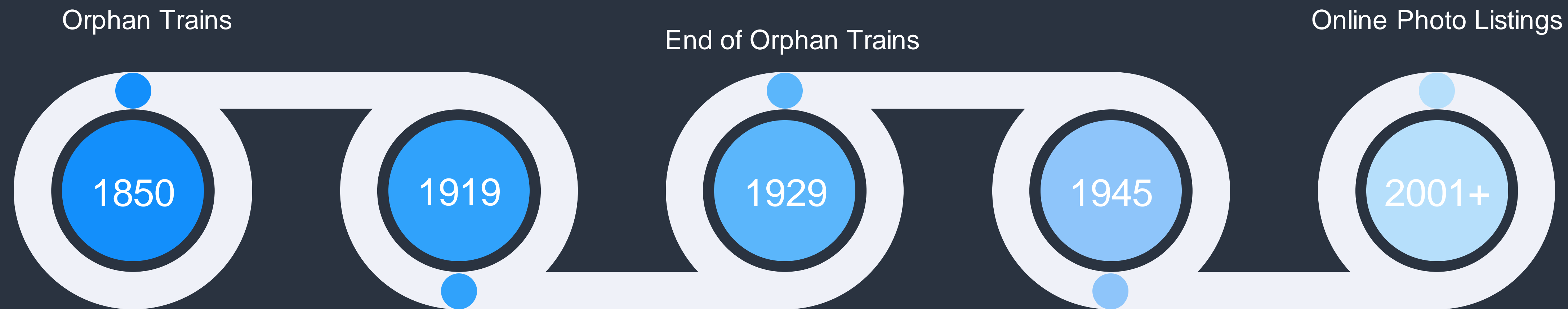
# CONNECTIONS EXERCISE

- How many people in the room do you have a connection to?
- You will have 15 minutes to find out how many people you have a connection in the following ways.
- Connection Types
  - Hometown: Come from the same hometown
  - School: Attended the same high school or college
  - Interests/Hobbies: Have the same interests/hobbies
  - Vacation: Enjoy vacations at the same place
- Which person in the room are you most connected to?



# **On Your Mark: Current State of Adoption**

# CHILD CENTRIC APPROACHES



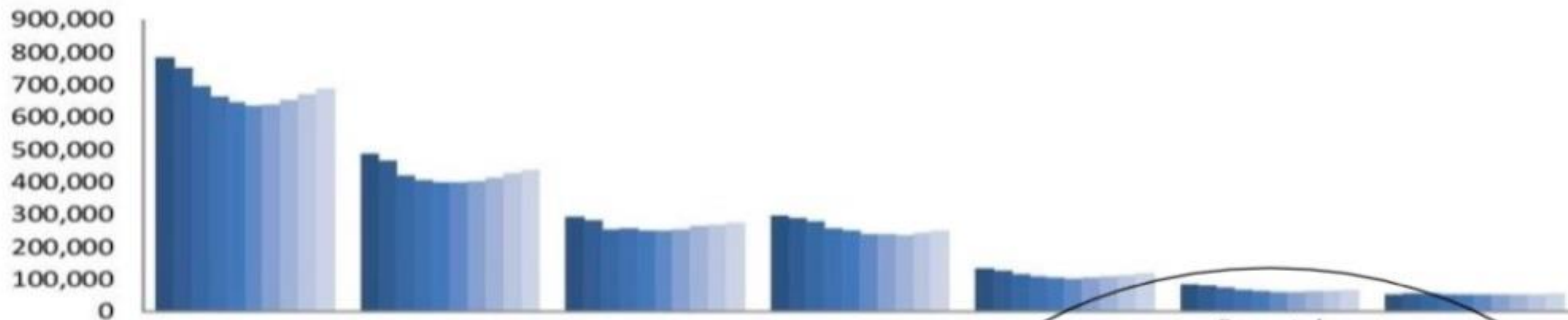
Jessie Taft publishes, "Relation of Personality Study to Child Placing."

Adoption resource exchanges that published monthly photos of available children were first used for African American children and by the 1960s these publications were used for all "hard to place" children.

# Trends in Foster Care and Adoption: FY 2007 - FY 2016

(Based on data submitted by States as of Oct 20, 2017)

Source: AFCARS data, U.S. Children's Bureau,  
Administration for Children, Youth and Families



	Served	In Care On Sept. 30th	Entered	Exited	Waiting	Parental Rights Terminated	Adoptions
2007	783,000	488,000	293,000	295,000	134,000	82,000	52,700
2008	752,000	464,000	280,000	289,000	126,000	79,400	55,300
2009	696,000	419,000	255,000	278,000	114,000	71,400	57,200
2010	664,000	406,000	256,000	258,000	109,000	65,900	53,500
2011	645,000	398,000	251,000	248,000	106,000	61,900	50,900
2012	636,000	397,000	251,000	239,000	102,000	58,200	52,000
2013	640,000	401,000	255,000	239,000	104,000	58,700	50,800
2014	651,000	414,000	264,000	237,000	108,000	61,000	50,700
2015	670,000	427,000	269,000	243,000	111,000	62,100	53,600
2016	687,000	437,000	274,000	250,000	118,000	65,300	57,200

“

The primary  
barrier keeping  
children from permanency  
is a connection problem.



# Get Set! Mind Your P's

Practice that is Family Focused

Predictive Analytics

Process Mapping

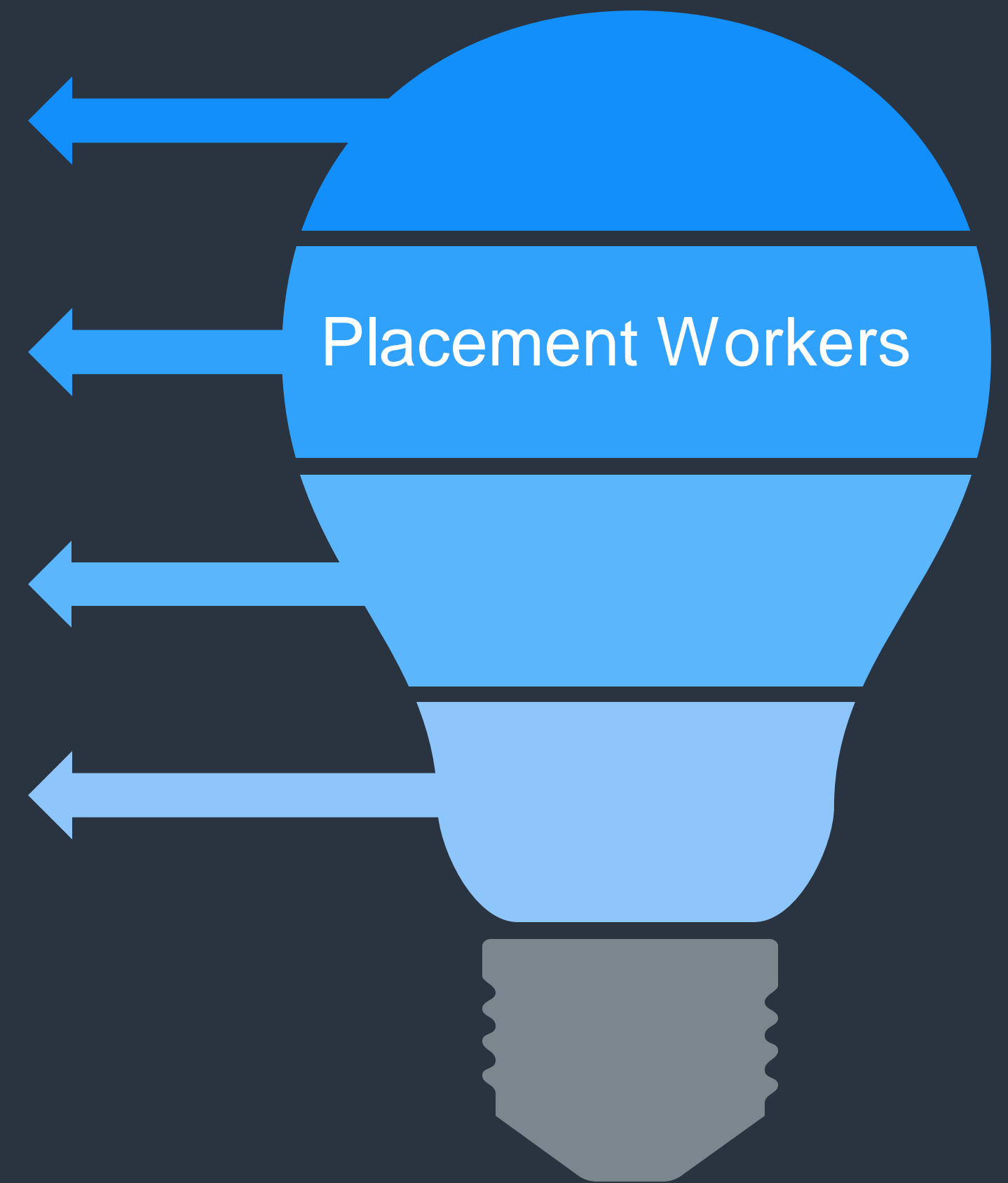
Pipeline Management

FLIPPING THE SCRIPT

# FAMILY FOCUSED APPROACH



HOME STUDY APPROVED AND OR LICENSED  
FOSTER AND ADOPTIVE RESOURCE FAMILIES.




BRINGING ELIGIBLE FAMILIES AND CHILDREN IN ONE PLACE

# CENTRALIZED REPOSITORY

## ADVANTAGES:

1. TAKES ADVANTAGE OF SCALE
2. PROVIDES A MECHANISM FOR EASIER ACQUISITION.
3. CREATES A SINGLE SOURCE OF INFORMATION ABOUT FAMILIES AND KIDS.

4.



LEVERAGES SCIENCE + DATA TO INCREASE QUALITY OF MATCHING

# PREDICTING SUCCESS + CONTINUED LEARNING

## KEY ATTRIBUTES:

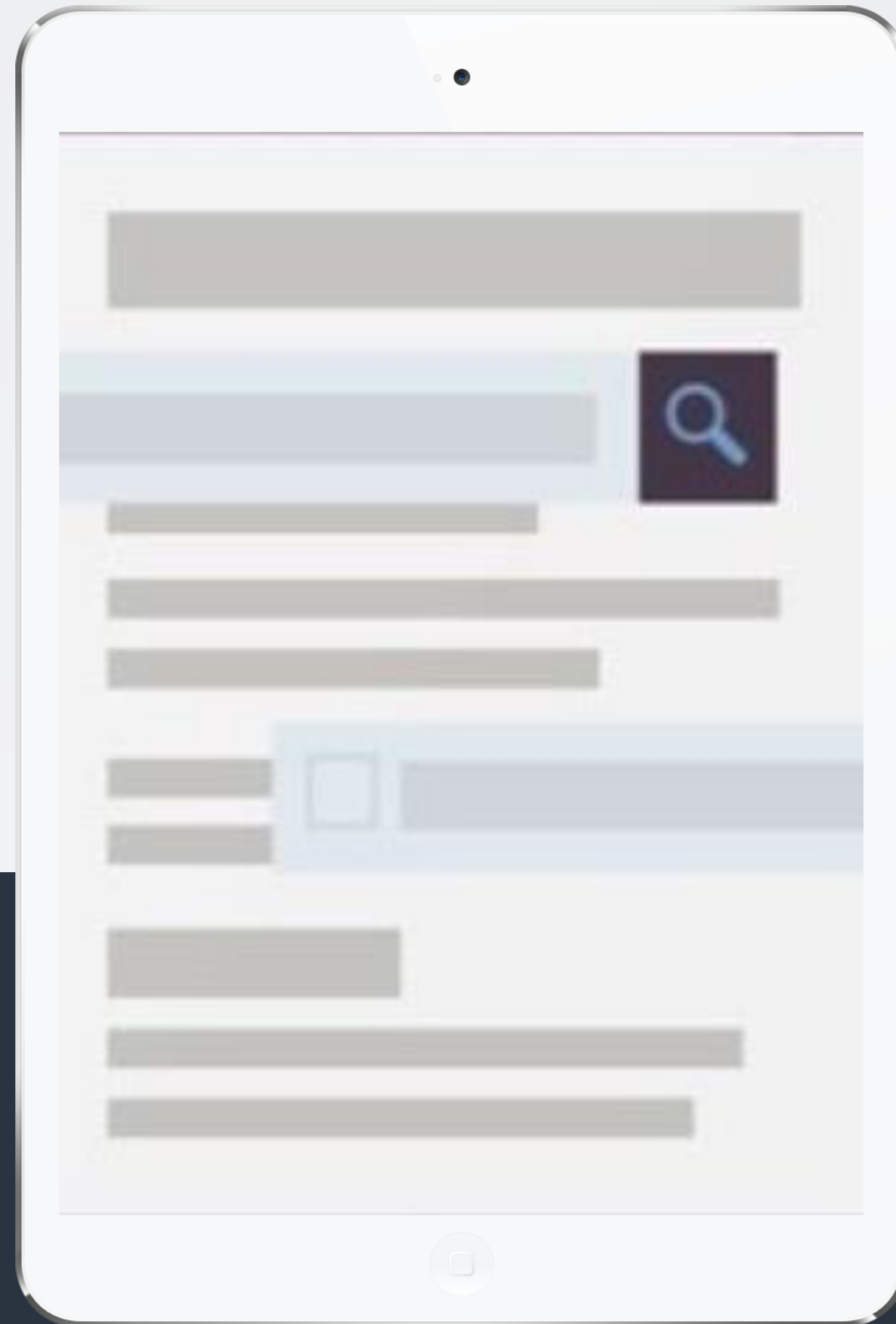
### **FOR FAMILIES**

PERSONALITY  
ATTACHMENT  
MARITAL SATISFACTION  
PARENTING EXPECTATION  
PARENTING PHILOSOPHY  
FOSTER EXPERIENCE

## KEY ATTRIBUTES:

### **FOR CHILDREN**

PERSONALITY  
AFFECT  
FOSTER EXPERIENCE  
HISTORY OF MALTREATMENT  
BEHAVIORS  
RESILIENCY




# CHANCE OF DISRUPTION

## ATTRIBUTES OF THE CHILD

Age, Behavioral Issues, Hx of Abuse

## MATCH OR COMPATIBILITY

Child Shyness with Parental Attachment Sensitivity



## ATTRIBUTES OF THE FAMILY

Warmth, Flexibility, Commitment

## THE SITUATION

Supports for family, Siblings placed together

# A Virtuous Cycle

- ✓ A centralized database increases the number of placements and adoptions.
- ✓ More placements lead to more observed outcomes.
- ✓ Outcomes of placements are used to improve algorithm.



- ✓ Improved outcomes leads to more participation.
  - ✓ States/agences engaged in system.
  - ✓ Word of mouth/single destination improves family recruitment
  - ✓ Better flow families and child pairings reduces churn.

# Process Mapping Terminology

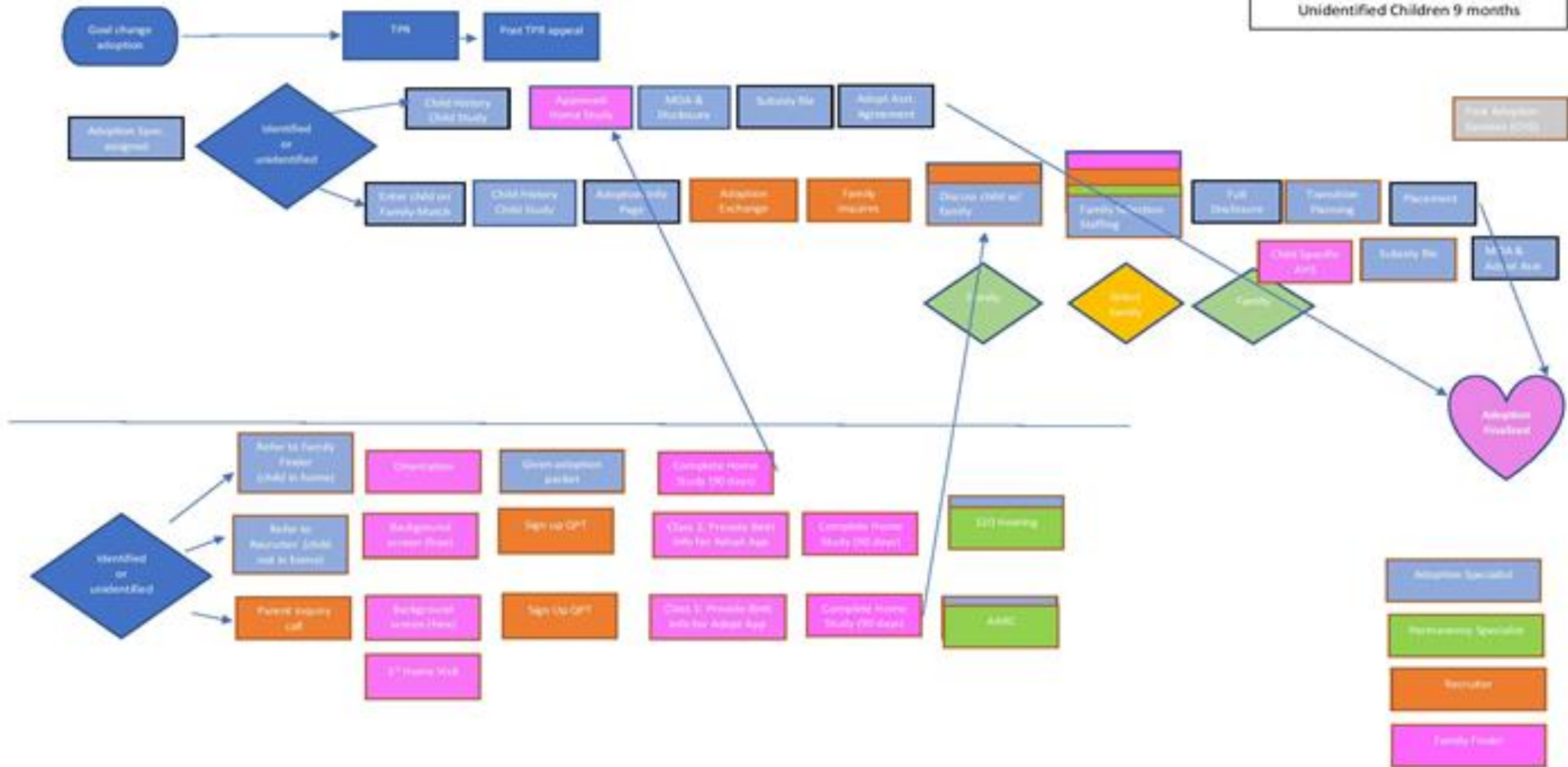
- **Process:** A series of actions or steps taken in order to achieve a particular end.
- **Activity or Steps:** Something you do in the process.
- **Hand Off:** A moment when people transfer the control of an instance of the process to another department or individual.
- **Decision Point:** Impacts the route of the process.
- **Bottlenecks:** Something that slows the process down.
- **Feedback Loop:** A process in which the outputs of a system are circled back and used as inputs. Ex. Family Satisfaction Surveys

# Top 10 Questions to Ask

1. Is each step necessary?
2. Is the step happening at the right time?
3. Could the step be done in parallel with another step to save time?
4. Are the right people doing the right thing?
5. Are there delays during hand offs?
6. Are roles & responsibilities clearly defined?
7. Are there any bottlenecks?
8. Are there variations in the process? Why?
9. How do decision points impact the process?
10. Does the process contain feedback loops?



Goal from TPR to Finalization  
 Identified Children 90 days  
 Unidentified Children 9 months

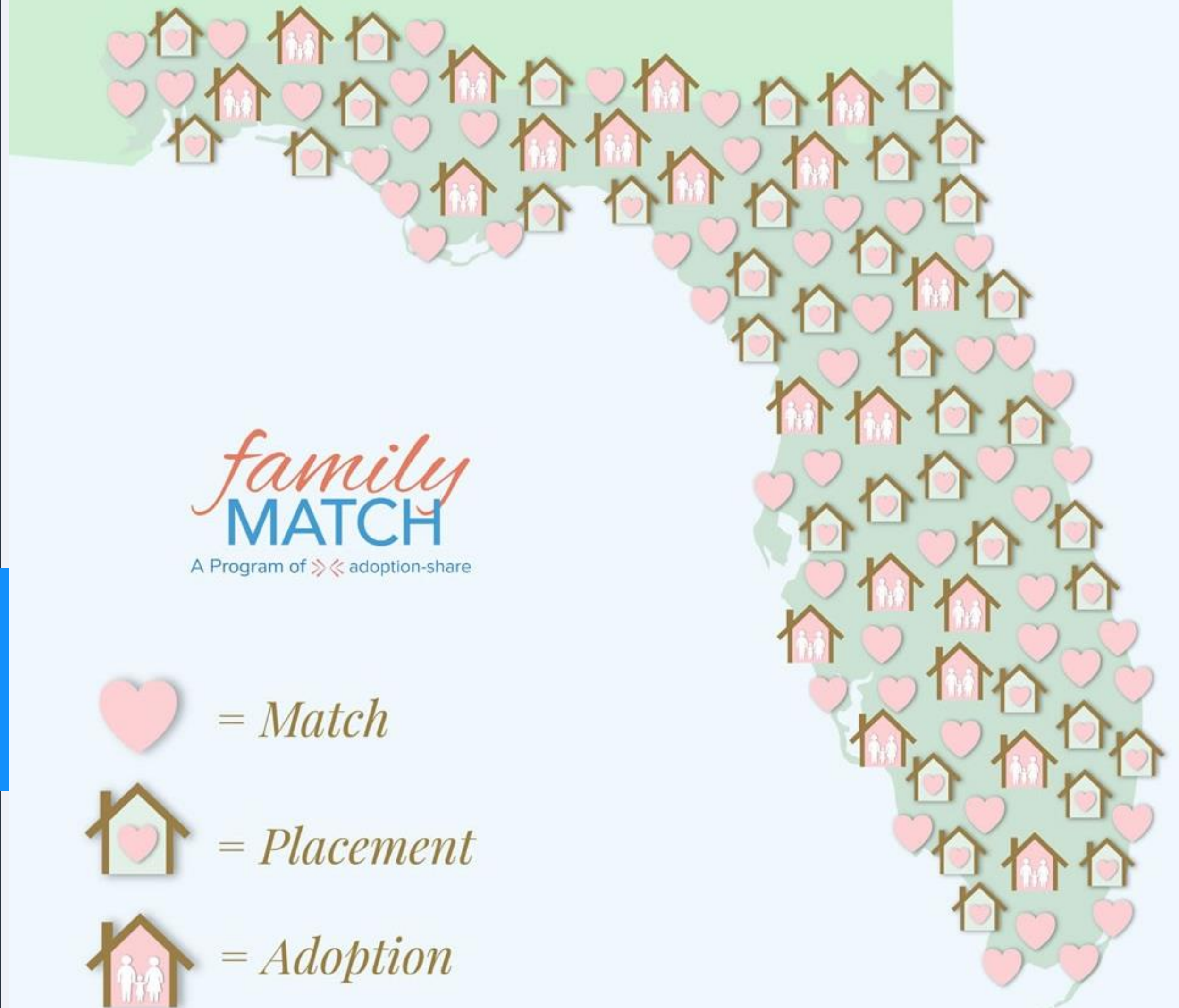




**Go! Evaluating Impact**

# FLORIDA CASE STUDY

## EFFICIENCY + TRANSFORMATION



179  
matches



81  
placements



35  
adoptions

**THANK YOU**